

2018 MUNICIPAL DATA SHEET

(Must Accompany 2018 Budget)

MUNICIPALITY:

BOROUGH OF NORTH PLAINFIELD

COUNTY:

SOMERSET

<u>Michael Giordano Jr.</u> Mayor's Name	<u>12/31/2020</u> Term Expires
---	-----------------------------------

Governing Body Members	
Name	Term Expires
<u>Lawrence La Ronde</u>	<u>12/31/2018</u>
<u>Everett Merrill</u>	<u>12/31/2018</u>
<u>Keiona R. Miller</u>	<u>12/31/2020</u>
<u>Frank Righetti</u>	<u>12/31/2020</u>
<u>Wendy Schaefer</u>	<u>12/31/2018</u>
<u>Douglas M. Singleterry</u>	<u>12/31/2018</u>
<u>Frank A. Stabile III</u>	<u>12/31/2020</u>

Municipal Officials	
<u>Richard Phoenix, RMC</u> Municipal Clerk	<u>1/1/2009</u> Date of Orig. Appt.
<u>Kathleen A. Intravartolo, CTC, QPA</u> Tax Collector	<u>C-1091</u> Cert No.
<u>Patrick J. DeBlasio, CPA, CMFO, CGFM</u> Chief Financial Officer	<u>8399</u> Cert No.
<u>Robert S. Morrison, CPA</u> Registered Municipal Accountant	<u>0675</u> Cert No.
<u>Eric M. Bernstein, Esq.</u> Municipal Attorney	<u>412</u> Lic No.

Official Mailing Address of Municipality

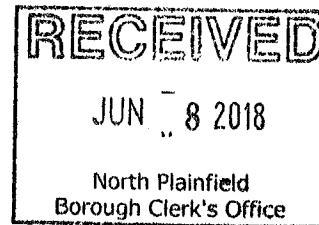
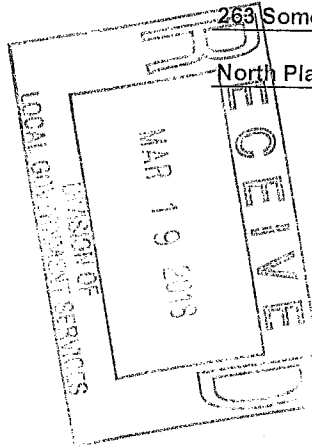
Please attach this to your 2018 Budget and Mail to:

Borough of North Plainfield

263 Somerset Street

North Plainfield, New Jersey 07060

Fax #: 908-769-1697



Director, Division of Local Government Service
 Department of Community Affairs
 PO Box 803
 Trenton NJ 08625

Division Use Only

Municode:	
Public Hearing Date:	


2018 MUNICIPAL BUDGET

Municipal Budget of the _____ Borough of _____ North Plainfield _____ County of _____ Somerset _____ for the Fiscal Year 2018.

It is hereby certified the Budget and Capital Budget annexed hereto and hereby made a part hereof is a true copy of the Budget and Capital Budget approved by resolution of the Governing Body on the

_____ 12th _____ day of _____ March _____, 2018
and that public advertisement will be made in accordance with the provisions of N.J.S. 40A:4-6 and N.J.A.C. 5:30-4.4(d).

Certified by me, this _____ 12th _____ day of _____ March _____, 2018


Richard Phoenix
Clerk

263 Somerset Street

Address

North Plainfield, New Jersey 07060


Address

(908) 769-2900

Phone Number

It is hereby certified that the approved Budget annexed hereto and hereby made a part is an exact copy of the original on file with the Clerk of the Governing Body, that all additions are correct, all statements contained herein are in proof, and the total of anticipated revenues equals the total of appropriations.

Certified by me, this _____ 12th _____ day of _____ March _____, 2018


Robert S. Morrison, CPA

Registered Municipal Accountant
Highland Park, NJ 08904
Address

PO Box 1450


Address

(732) 393-1000

Phone Number

It is hereby certified that the approved Budget annexed hereto and hereby made a part is an exact copy of the original of file with the Clerk of the Governing Body, that all additions are correct, all statements contained herein are in proof, the total of anticipated revenues equals the total of appropriations and the budget is in full compliance with the Local Budget Law, N.J.S. 40A:4-1 et seq.

Certified by me, this _____ 12th _____ day of _____ March _____, 2018


Patrick J. DeBlasio, CPA, CMFO, CGFM
Chief Financial Officer

DO NOT USE THESE SPACES

CERTIFICATION OF ADOPTED BUDGET

It is hereby certified that the amount to be raised by taxation for local purposes has been compared with the approved Budget previously certified by me and any changes required as a condition to such approval have been made. The adopted budget is certified with respect to the foregoing only.

STATE OF NEW JERSEY
Department of Community Affairs
Director of the Division of Local Government Services

Dated: _____ 2018

By: _____

(Do not advertise this Certification form)

CERTIFICATION OF APPROVED BUDGET

It is hereby certified that the Approved Budget made part hereof complies with the requirements of law, and approval is given pursuant to N.J.S. 40A:4-79.

STATE OF NEW JERSEY
Department of Community Affairs
Director of the Division of Local Government Services

Dated: _____ 4/9/2018

By: _____


MUNICIPAL BUDGET NOTICE

Section 1.

Municipal Budget of the Borough of North Plainfield, County of Somerset for the Fiscal Year 2018

Be it Resolved, that the following statements of revenues and appropriations shall constitute the Municipal Budget for the Year 2018

Be it Further Resolved, that said Budget be published in the The Courier News

in the issue of March 26, 2018

The Governing Body of the Borough of North Plainfield does hereby approve the following as the Budget for the year 2018.

RECORDED VOTE (INSERT LAST NAME)

Ayes

Merrill Schaefer Singleterry Stabile La Ronde

Nays

None.

Abstained

Absent

Miller Righetti

Notice is hereby given that the Budget and Tax Resolution was approved by the Governing Body of the Borough of North Plainfield, County of Somerset, on March 12th, 2018

A Hearing on the Budget and Tax Resolution will be held at Borough Council Chambers, 263 Somerset St., No. Plainfield, on April 9, 2018 at

7:30 o'clock (P.M) (P.M.) at which time and place objections to said Budget and Tax Resolution for the year 2018 may be presented by taxpayers or other interested persons.

Richard K. Phoenix, RMC Borough Clerk

EXPLANATORY STATEMENT

SUMMARY OF CURRENT FUND SECTION OF APPROVED BUDGET

	YEAR 2018	
General Appropriations For:(Reference to item and sheet number should be omitted in advertised budget)	XXXXXXXXXXXXXXXXXXXXXXXXXX	XX
1. Appropriations within "CAPS"-	XXXXXXXXXXXXXXXXXXXXXXXXXX	XX
(a) Municipal Purposes {(Item H-1, Sheet 19)(N.J.S. 40A:4-45.2)}	21,241,708.00	
2. Appropriations excluded from "CAPS"	XXXXXXXXXXXXXXXXXXXXXXXXXX	
(a) Municipal Purposes {item H-2, Sheet 28}(N.J.S. 40A:4-45.3 as amended)}	2,694,500.87	
(b) Local District School Purposes in Municipal Budget(item K, Sheet 29)		
Total General Appropriations excluded from "CAPS"(item O, sheet 29)	23,936,208.87	
3. Reserve for Uncollected Taxes (item M, Sheet 29) Based on Estimate: <u>97.14%</u> Percent of Tax Collections	1,650,000.00	
4 Total General Appropriations (item 9, Sheet 29)	25,586,208.87	
5. Less: Anticipated Revenues Other Than Current Property Tax (item 5, Sheet 11) (i.e. Surplus, Miscellaneous Revenues and Receipts from Delinquent Taxes)	5,597,301.67	
6. Difference: Amount to be Raised by Taxes for Support of Municipal Budget (as follows)	XXXXXXXXXXXXXXXXXXXXXXXXXX	
(a) Local Tax for Municipal Purposes Including Reserve for Uncollected Taxes (item 6(a), Sheet 11)	19,988,907.20	
(b) Addition to Local District School Tax (item 6(b), Sheet 11)		
(c) Minimum Library Tax		

EXPLANATORY STATEMENT - (Continued)
SUMMARY OF 2017 APPROPRIATIONS EXPENDED AND CANCELED

	General Budget		Water Utility		Sewer Utility		Utility	
Budget Appropriations - Adopted Budget	24,497,754.03				2,383,002.85			
Budget Appropriation Added by N.J.S 40A:4-87	49,400.98							
Emergency Appropriations	0.00							
Total Appropriations	24,547,155.01				2,383,002.85			
Expenditures								
Paid or Charged (Including Reserve for Uncollected Taxes)	23,795,301.61				2,282,009.58			
Reserved	751,853.40				95,515.50			
Unexpended Balances Canceled					5,477.77			
Total Expenditures and Unexpended Balances Cancelled	24,547,155.01				2,383,002.85			
Overexpenditures*								

*See Budget Appropriation Items so marked to the right of column "Expended 2017 Reserved."

Explanations of Appropriations for
"Other Expenses"

The amounts appropriated under the title of "Other Expenses" are for operating costs other than "Salaries & Wages."

Some of the items included in "Other Expenses" are:

Materials, supplies and non-bondable equipment;

Repairs and maintenance of buildings, equipment, roads, etc.,

Contractual services for garbage and trash removal, fire hydrant service, aid to volunteer fire companies, etc;

Printing and advertising, utility services, insurance and many other items essential to the services rendered by municipal government.

EXPLANATORY STATEMENT - (Continued)

BUDGET MESSAGE

The 2018 Municipal Budget was prepared to comply with P.L. 1990 c. 89 "The Local Government Cap Law", and the calculation of the allowable "CAPS" is as follows:		Amount on which "CAP" is Applied (Brought Forward)	\$20,336,443.00
Total General Appropriations for 2017 (Adopted Budget)	\$24,497,754.00	2.5% CAP	508,411.08
Less: Items Excluded from "CAPS"		Additional 1.0% Per Ordinance	203,364.43
Other Operations	16,250.00	2016 CAP Bank	559,514.45
Interlocal Service Agreements	200,000.00	2017 CAP Bank	591,043.22
Public & Private Programs - Offset	428,149.00	"CAP" - Allowable Before Additional Amount	22,198,776.18
Capital Improvement	177,800.00	Add: Assessed Valuation of New Construction (N.J.S.A. 40A:4-45-45.2a)	8,653.00
Debt Service	1,689,112.00	Totals General Appropriations for Municipal Purposes Within "CAP" - Allowable	\$22,207,429.18
Deferred Charges		Totals General Appropriations Subject to "CAP" set forth in this Budget	\$21,241,708.00
Reserve for Uncollected Taxes	<u>1,650,000.00</u>	Amount by Which 2018 Budget Within "CAP" is Below Maximum Allowable Budget	\$965,721.17
Total Exceptions	<u>4,161,311.00</u>		
2017 "CAP" Base Before Adjustments	20,336,443.00		
Add	0.00		
	0.00		
Less:			
Amount on which "CAP" is Applied	20,336,443.00		

NOTE:

Sheet 3b(1)

MANDATORY MINIMUM BUDGET MESSAGE MUST INCLUDE THE FOLLOWING:

1. HOW THE 1977 "CAP" WAS CALCULATED. (Explain in words what the "CAPS" mean and show the figures.)
2. 2018 "CAP" LEVY CAP WORKBOOK SUMMARY
3. A SUMMARY BY FUNCTION OF THE APPROPRIATIONS THAT ARE SPREAD AMONG MORE THAN ONE OFFICIAL LINE ITEM
(e.g. if Police S&W appears in the regular section and also under "Operations Excluded from "CAPS" section, combine the figures for purposes of citizen understanding.)
4. INFORMATION OR A SCHEDULE SHOWING THE AMOUNTS CONTRIBUTED FROM EMPLOYEES, THE EMPLOYER SHARE AND THE TOTAL COST HEALTH CARE COVERAGE (Refer to LFN 2011-4).

EXPLANATORY STATEMENT - (Continued)

BUDGET MESSAGE

The CY 2018 Municipal Budget was prepared to comply with "The Property Tax Levy CAP Law" (P.L. 2007, c. 62), and the calculation of the Property Tax Levy CAP is as follows:

Levy CAP Calculation

Prior Year Amount Raised By Taxation	\$19,065,347.34
Less	
Prior Year Deferred Charges: Emergencies	0.00
Change in Service Provider: Transfer of Service/Function	
Net prior Year Tax Levy for Municipal Purpose Tax Cap Calc.	19,065,347.34
Add:	
2 (two) % Cap Increase	381,306.95
Adjusted Tax Levy Prior to Exclusions	19,446,654.29
Exclusions:	
Allowable Health Insurance Costs Increase	0.00
Allowable Pension Obligations Increase	122,482.00
Allowable LOSAP Increase	280.00
Allowable Capital Improvement Increase	8,000.00
Allowable Debt Service Increase	21,594.00
Current Year Deferred Charges-Emergencies	0.00
Total Exclusions	152,356.00

Less: Cancelled or Unexpended Waivers or Exclusions	0.00
Adjusted Tax Levy	\$19,599,010.29
Additions: Rounding	(0.09)
New Ratable Adjustment to Levy	8,653.00
CAP Bank Utilized-2015	80,557.00
CAP Bank Utilized-2016	560,561.00
Maximum Allowable Amount to be Raised by Taxation	20,248,781.20
2018 Budgeted Local Purpose Tax Levy	19,988,907.20
Amount to be Raised by Taxation Under "CAP"	\$259,874.00
Levy "CAP" Bank Available for 2019	
2016 Levy "CAP" Bank	\$0.00
2017 Levy "CAP" Bank	36,183.00
2018 Levy "CAP" Bank	259,874.00
Total Levy "CAP" Bank Available for 2019	\$296,057.00
Appropriations Spread Among More Than One Official Line Item	
Health Insurance-Inside CAP	\$2,100,000.00
Health Insurance-Outside CAP	0.00
Employer Share	2,100,000.00
Employee Contributions	611,000.00
Total Cost of Health Care	\$2,711,000.00

NOTE:

Sheet 3b(1)-cont

MANDATORY MINIMUM BUDGET MESSAGE MUST INCLUDE THE FOLLOWING:

1. HOW THE 1977 "CAP" WAS CALCULATED. (Explain in words what the "CAPS" mean and show the figures.)
2. 2018 "CAP" LEVY CAP WORKBOOK SUMMARY
3. A SUMMARY BY FUNCTION OF THE APPROPRIATIONS THAT ARE SPREAD AMONG MORE THAN ONE OFFICIAL LINE ITEM (e.g. if Police S&W appears in the regular section and also under "Operations Excluded from "CAPS" section, combine the figures for purposes of citizen understanding.)
4. INFORMATION OR A SCHEDULE SHOWING THE AMOUNTS CONTRIBUTED FROM EMPLOYEES, THE EMPLOYER SHARE AND THE TOTAL COST HEALTH CARE COVERAGE (Refer to LFN 2011-4).

CURRENT FUND - ANTICIPATED REVENUES

Borough of North Plainfield GENERAL REVENUES	FCOA	Anticipated		Realized in
		2018	2017	Cash in 2017
1. Surplus Anticipated	08-101	1,000,000.00	1,000,000.00	1,000,000.00
2. Surplus Anticipated with Prior Written Consent of Director of Local Government Services	08-102			
Total - Surplus Anticipated	08-100			
3. Miscellaneous Revenues - Section A: Local Revenues	xxxxxxxxxx			
Licenses:	xxxxxxxxxx			
Alcoholic Beverages	08-103	25,000.00	25,000.00	26,172.00
Other	08-104	45,000.00	45,000.00	51,457.50
Fees and Permits	08-105	300,000.00	210,000.00	429,458.42
Fines and Costs:	xxxxxxxxxx			
Municipal Court	08-110	330,000.00	400,000.00	337,972.06
Other	08-109			
Interest and Costs on Taxes	08-112	230,000.00	210,000.00	246,140.62
Parking Meters	08-111	110,000.00	110,000.00	127,340.98
Interest on Investments and Deposits	08-113	25,000.00	25,000.00	29,300.78
Capital Fund Balance	08-116			

CURRENT FUND - ANTICIPATED REVENUES - (Continued)

GENERAL REVENUES	FCOA	Anticipated		Realized in
		2018	2017	Cash in 2017
3. Miscellaneous Revenues - Section A: Local Revenues (continued):				
Total Section A: Local Revenues	xxxxxxxxx	1,065,000.00	1,025,000.00	1,247,842.36

CURRENT FUND - ANTICIPATED REVENUES - (Continued)

GENERAL REVENUES	FCOA	Anticipated		Realized in
		2018	2017	Cash in 2017
3. Miscellaneous Revenues - Section B: State Aid Without Offsetting Appropriations:				
Consolidated Municipal Property Tax Relief Aid	09-200	135,888.00	135,888.00	135,888.00
Energy Receipts Tax (P.L. 1997, Chapters 162 & 167)	09-202	1,402,725.00	1,402,725.00	1,402,725.00
Total Section B: State Aid Without Offsetting Appropriations	xxxxxxxx	1,538,613.00	1,538,613.00	1,538,613.00

CURRENT FUND - ANTICIPATED REVENUES - (Continued)

GENERAL REVENUES	FCOA	Anticipated		Realized in
		2018	2017	Cash in 2017
3. Miscellaneous Revenues - Section C: Dedicated Uniform Construction Code Fees				
Offset with Appropriations (N.J.S. 41A:4-36 and N.J.A.C. 5:23-4.17)	xxxxxxxxxx			
Uniform Construction Code Fees	08-160	250,000.00	250,000.00	313,342.00
Special Item of General Revenue Anticipated with Prior Written Consent of Director of Local Government Services:	xxxxxxxxxx			
Additional Dedicated Uniform Construction Code Fees Offset with Appropriations (N.J.S. 40A-45.3h and N.J.A.C. 5:23-4.17)	xxxxxxxxxx			
Uniform Construction Code Fees	08-160			
Total Section C: Dedicated Uniform Construction Code Fees Offset with Appropriations	xxxxxxxxxx	250,000.00	250,000.00	313,342.00

CURRENT FUND - ANTICIPATED REVENUES - (Continued)

GENERAL REVENUES	FCOA	Anticipated		Realized in Cash in 2017
		2018	2017	
3. Miscellaneous Revenues - Section D: Special Items of General Revenue Anticipated with Prior Written Consent of the Director of Local Government Services - Interlocal Municipal Service Agreements Offset with Appropriations	xxxxxxxxxx			
Total Section D: Interlocal Municipal Service Agreements Offset with Appropriations	11	0.00	0.00	0.00

CURRENT FUND - ANTICIPATED REVENUES - (Continued)

GENERAL REVENUES	FCOA	Anticipated		Realized in Cash in 2017
		2018	2017	
3. Miscellaneous Revenues - Section E: Special Items of General Revenue Anticipated with Prior Written Consent of Director of Local Government Services - Additional Revenues Offset with Appropriations (N.J.S. 40A:4-45.3h):	xxxxxxxxxx			
Total Section E: Special Item of General Revenue Anticipated with Prior Written Consent of Director of Local Government Services - Additional Revenues	xxxxxxxxxx 08			

CURRENT FUND - ANTICIPATED REVENUES - (Continued)

GENERAL REVENUES	FCOA	Anticipated		Realized in Cash in 2017
		2018	2017	
3. Miscellaneous Revenues - Section F: Special Items of General Revenue Anticipated with Prior Written Consent of Director of Local Government Services - Public and Private Revenues Offset with Appropriations:	xxxxxxxxxx			
Drunk Driving Enforcement Fund	10-722	21,068.96	7,174.45	7,174.45
Click It Ticket It	10-708			
Safe and Secure Communities Program	10-756	90,000.00	90,000.00	90,000.00
Alcohol Education & Rehab	10-713	4,020.00		
Body Armor Grant	10-703	4,115.53	4,108.94	4,108.94
Highway Safety Pedestrian Grant	10-748	6,548.50		
Youth Service	10-739	6,500.00	7,500.00	7,500.00
Historic Preservation	10-729	24,949.00		
Recycling Tonnage Grant	10-754	36,486.68	15,010.30	15,010.30

CURRENT FUND - ANTICIPATED REVENUES - (Continued)

GENERAL REVENUES	FCOA	Anticipated		Realized in
		2018	2017	Cash in 2017
3. Miscellaneous Revenues - Section F: Special Items of General Revenue Anticipated with Prior Written Consent of Director of Local Government Services - Public and Private Revenues Offset with Appropriations (continued):	xxxxxxxxxx			
Chapter 159-Clean Communities	10-707		33,941.96	33,941.96
Chapter 159-Municipal Alliance	10-738		15,459.02	15,459.02
Total Section F: Special Items of General Revenue Anticipated with Prior Written	xxxxxxxxxx	193,688.67	173,194.67	173,194.67
Consent of Director of Local Government Services - Public and Private Revenues				

CURRENT FUND - ANTICIPATED REVENUES - (Continued)

GENERAL REVENUES	FCOA	Anticipated		Realized in
		2018	2017	Cash in 2017
3. Miscellaneous Revenues - Section G: Special Items of General Revenue Anticipated				
with Prior Written Consent of Director of Local Government Services - Other				
Special Items:	xxxxxxxxxx			
Uniform Fire Safety Act	08-106	30,000.00	20,000.00	54,285.60
Cable TV Franchise Fee	08-108	200,000.00	200,000.00	220,794.53
EMS Fees	08-108	420,000.00	400,000.00	461,859.66

CURRENT FUND - ANTICIPATED REVENUES - (Continued)

GENERAL REVENUES	FCOA	Anticipated		Realized in Cash in 2017
		2018	2017	
3. Miscellaneous Revenues - Section G: Special Items of General Revenue Anticipated with Prior Written Consent of Director of Local Government Services - Other Special Items (continued):	xxxxxxxxxx			
Total Section G: Special Items of General Revenue Anticipated with Prior Written Consent of Director of Local Government Services - Other Special Items	xxxxxxxxxx xxxxxxxxxx	650,000.00	620,000.00	736,939.79

CURRENT FUND - ANTICIPATED REVENUES - (Continued)

GENERAL REVENUES	FCOA	Anticipated		Realized in
		2018	2017	Cash in 2017
Summary of Revenues				
	XXXXXXXXXX			
1. Surplus Anticipated (Sheet 4,#1)	08-101	1,000,000.00	1,000,000.00	1,000,000.00
2. Surplus Anticipated with Prior Written Consent of Director of Local Government Services (Sheet 4,#2)	08-102			
3. Miscellaneous Revenues:	XXXXXXXXXX			
Total Section A: Local Revenues		1,065,000.00	1,025,000.00	1,247,842.36
Total Section B: State Aid Without Offsetting Appropriations		1,538,613.00	1,538,613.00	1,538,613.00
Total Section C: Dedicated Uniform Construction Code Fees Offset with Appropriations		250,000.00	250,000.00	313,342.00
Total Section D: Special Items of General Revenue Anticipated with Prior Written Consent of Director of Local Government Services - Interlocal Muni. Service Agreements		0.00	0.00	0.00
Total Section E: Special Items of General Revenue Anticipated with Prior Written Consent of Director of Local Government Services - Additional Revenues				
Total Section F: Special Items of General Revenue Anticipated with Prior Written Consent of Director of Local Government Services - Public and Private Revenues		193,688.67	173,194.67	173,194.67
Total Section G: Special Items of General Revenue Anticipated with Prior Written Consent of Director of Local Government Services - Other Special Items		650,000.00	620,000.00	736,939.79
Total Miscellaneous Revenues	40004-00	3,697,301.67	3,606,807.67	4,009,931.82
4. Receipts from Delinquent Taxes	15-499	900,000.00	875,000.00	555,843.82
5. Subtotal General Revenues (Items 1,2,3 and 4)	10001-00	5,597,301.67	5,481,807.67	5,565,775.64
6. Amount to be Raised by Taxes for Support of Municipal Budget:				
a) Local Tax for Municipal Purposes Including Reserve for Uncollected Taxes	07-190	19,988,907.20	19,065,347.34	19,551,210.64
b) Addition to Local District School Tax	17-191			
c) Minimum Library Tax				
Total Amount to be Raised by Taxes for Support of Municipal Budget	40002-00	19,988,907.20	19,065,347.34	19,551,210.64
7. Total General Revenues	40000-00	25,586,208.87	24,547,155.01	25,116,986.28

CURRENT FUND - APPROPRIATIONS

8. GENERAL APPROPRIATIONS

(A) Operations - within "CAPS"	FCOA	Appropriated				Expended 2017	
		for 2018	for 2017	for 2017 By Emergency Appropriation	Total for 2017 As Modified By All Transfers	Paid or Charged	Reserved
GENERAL GOVERNMENT							
Department of Administration	20-100						
Salaries and Wages	20-100	220,000.00	188,000.00		208,000.00	206,824.44	1,175.56
Other Expenses	20-100	14,300.00	14,350.00		14,350.00	12,544.53	1,805.47
Borough Clerk	20-120						
Salaries and Wages	20-120	145,000.00	128,000.00		143,000.00	141,005.06	1,994.94
Other Expenses	20-120	21,500.00	33,000.00		33,000.00	19,466.64	13,533.36
Annual Audit	20-135	40,000.00	39,000.00		39,000.00	39,000.00	0.00
Planning Board	21-180						
Salaries and Wages	21-180	1,200.00	1,200.00		1,200.00	660.00	540.00
Other Expenses	21-180	5,900.00	5,900.00		5,900.00	3,027.19	2,872.81
Borough Council	20-110						
Other Expenses	20-110	4,000.00	4,000.00		4,000.00	3,879.58	120.42
Historical Commission							
Salaries and Wages	20-175	2,000.00	2,000.00		2,000.00	1,923.84	76.16
Other Expenses	20-175	1,000.00	1,000.00		1,000.00	0.00	1,000.00

CURRENT FUND - APPROPRIATIONS

8. GENERAL APPROPRIATIONS (A) Operations within "CAPS"-(continued)	FCOA	Appropriated				Expended 2017	
		for 2018	for 2017	for 2017 By Emergency Appropriation	Total for 2017 As Modified By All Transfers	Paid or Charged	Reserved
GENERAL GOVERNMENT (CONT'D)							
Board of Adjustment	21-185						
Salaries and Wages	21-185	1,000.00	1,000.00		1,000.00	780.00	220.00
Other Expenses	21-185	6,500.00	6,500.00		6,500.00	3,250.70	3,249.30
Borough Prosecutor	25-275						
Salaries and Wages	25-275	27,000.00	27,000.00		27,000.00	26,698.15	301.85
Office of Health, Housing and Property	27-XXX						
Salaries and Wages	27-330	175,000.00	230,000.00		230,000.00	182,798.73	47,201.27
Other Expenses	27-330	135,000.00	135,000.00		135,000.00	129,698.43	5,301.57
Office of Recreation	28-370						
Salaries and Wages	28-370	211,500.00	152,700.00		162,700.00	156,639.78	6,060.22
Other Expenses	28-370	35,450.00	23,450.00		23,450.00	23,450.00	0.00
Maintenance of Parks	28-375						
Other Expenses	28-375	6,500.00	6,500.00		6,500.00	6,500.00	0.00

CURRENT FUND - APPROPRIATIONS

8. GENERAL APPROPRIATIONS (A) Operations within "CAPS"-(continued)	FCOA	Appropriated				Expended 2017	
		for 2018	for 2017	for 2017 By Emergency Appropriation	Total for 2017 As Modified By All Transfers	Paid or Charged	Reserved
DEPARTMENT OF FINANCE	21-XXX						
Division of Assessment	20-150						
Salaries and Wages	20-150	98,000.00	90,000.00		90,000.00	90,000.00	0.00
Other Expenses	20-150	6,700.00	7,000.00		7,000.00	6,791.20	208.80
Reserve for Tax Appeals Pending	20-150	35,000.00	35,000.00		35,000.00	24,394.75	10,605.25
Department of Finance	20-130						
Salaries and Wages	20-130	275,000.00	267,000.00		267,000.00	261,263.47	5,736.53
Other Expenses	20-130	14,000.00	13,500.00		13,500.00	13,147.38	352.62
Municipal Court	X						
Salaries & Wages	43-490	316,000.00	317,000.00		317,000.00	281,174.36	35,825.64
Other Expenses	43-490	22,600.00	22,600.00		22,600.00	19,905.36	2,694.64
Public Defender - Other Expenses	43-495	4,000.00	4,000.00		4,000.00	4,000.00	0.00
Division of Tax Collection	20-145						
Other Expenses	20-145	12,000.00	12,000.00		15,000.00	13,289.74	1,710.26
Department of Law	20-155						
Other Expenses	20-155	280,000.00	280,000.00		280,000.00	248,504.62	31,495.38

CURRENT FUND - APPROPRIATIONS

8. GENERAL APPROPRIATIONS (A) Operations within "CAPS"-(continued)	FCOA	Appropriated				Expended 2017	
		for 2018	for 2017	for 2017 By Emergency Appropriation	Total for 2017 As Modified By All Transfers	Paid or Charged	Reserved
Department of Police	25-XXX						
Police	25-240						
Salaries and Wages	25-240	5,650,000.00	5,387,000.00		5,437,000.00	5,432,978.13	4,021.87
Other Expenses	25-240	65,600.00	62,000.00		62,000.00	61,718.08	281.92
School Crossing Guards-S&W	25-241	171,000.00	171,000.00		171,000.00	157,798.70	13,201.30
Department of Fire Prevention and Protection							
Fire Protection	25-265						
Salaries and Wages	25-265	3,698,000.00	3,402,000.00		3,398,500.00	3,394,602.87	3,897.13
Other Expenses	25-265	62,500.00	60,000.00		63,500.00	63,500.00	0.00
Fire Hydrant	25-266	195,000.00	193,000.00		193,000.00	192,855.00	145.00
Uniform Fire Code Saftey Act							
Salaries and Wages	25-265	12,000.00	12,000.00		12,000.00	11,999.78	0.22
Other Expenses	25-265	17,580.00	8,090.00		8,090.00	8,090.00	0.00
Emergency Medical Services	25-261						
Other Expenses	25-261	46,000.00	46,000.00		46,000.00	39,651.09	6,348.91

CURRENT FUND - APPROPRIATIONS

8. GENERAL APPROPRIATIONS (A) Operations within "CAPS"-(continued)	FCOA	Appropriated				Expended 2017	
		for 2018	for 2017	for 2017 By Emergency Appropriation	Total for 2017 As Modified By All Transfers	Paid or Charged	Reserved
Department of Public Works							
Street & Road Maintenance	26-290						
Salaries and Wages	26-290	1,040,000.00	980,000.00		980,000.00	980,000.00	0.00
Other Expenses	26-290	452,000.00	449,000.00		449,000.00	395,635.04	53,364.96
Public Building and Grounds	26-310						
Other Expenses	26-310	96,000.00	90,000.00		100,000.00	97,169.39	2,830.61
Vehicle Maintenance							
Other Expenses	26-315	214,200.00	209,800.00		209,800.00	208,395.61	1,404.39
Engineering Services and Costs	20-165						
Other Expenses	20-165	50,000.00	50,000.00		50,000.00	24,377.50	25,622.50
Office of Emergency Management	25-252						
Salaries and Wages	25-252	12,000.00	10,000.00		10,000.00	10,000.00	0.00
Other Expenses	25-252	10,400.00	10,200.00		10,200.00	10,200.00	0.00
INSURANCE(S)							
Employee Group	23-220	2,100,000.00	2,100,000.00		1,947,000.00	1,814,505.72	132,494.28
Liability Insurance	23-210	860,000.00	835,000.00		835,000.00	835,000.00	0.00

CURRENT FUND - APPROPRIATIONS

8. GENERAL APPROPRIATIONS (A) Operations within "CAPS"-(continued)	FCOA	Appropriated				Expended 2017	
		for 2018	for 2017	for 2017 By Emergency Appropriation	Total for 2017 As Modified By All Transfers	Paid or Charged	Reserved
Uniform Construction Code							
Appropriations Offset by Dedicated Revenues (N.J.A.C. 5:23-4.17)	X	XXXXXXXXXXXXXXXXXXXX	XXXXXXXXXXXXXXXXXXXX	XXXXXXXXXXXX	XXXXXXXXXXXXXXXXXXXX	XXXXXXXXXXXXXXXXXXXX	XXXXXXXXXXXXXXXXXXXX
State Uniform Construction Code	22-195						
Salaries and Wages	22-195	176,000.00	175,000.00		175,000.00	171,808.97	3,191.03
Other Expenses	22-195	9,000.00	33,000.00		33,000.00	33,000.00	0.00

CURRENT FUND - APPROPRIATIONS

8. GENERAL APPROPRIATIONS (A) Operations within "CAPS"-(continued)	FCOA	Appropriated				Expended 2017	
		for 2018	for 2017	for 2017 By Emergency Appropriation	Total for 2017 As Modified By All Transfers	Paid or Charged	Reserved
UNCLASSIFIED:							
Postage	31-430	40,000.00	36,000.00		41,000.00	40,877.24	122.76
Parking Enforcement-Salaries & Wages	25-241	78,000.00	76,500.00		76,500.00	76,500.00	0.00
Dog Regulation - Other Expenses	27-340	55,000.00	50,000.00		50,000.00	50,000.00	0.00
Retirement Benefits	30-415	225,000.00	225,000.00		225,000.00	157,551.33	67,448.67
Celebration of Public Events	30-420	10,000.00	14,000.00		14,000.00	10,395.00	3,605.00
Gasoline	31-447	175,000.00	180,000.00		180,000.00	119,154.20	60,845.80
Natural Gas/Propane	31-447	60,000.00	60,000.00		60,000.00	51,053.66	8,946.34
Water	31-445	26,000.00	26,000.00		26,000.00	21,119.81	4,880.19
Telephone	31-440	76,000.00	76,000.00		76,000.00	72,064.84	3,935.16
Electricity	31-435	360,000.00	380,000.00		380,000.00	316,578.27	63,421.73
Unemployment Insurance	23-225	35,000.00	35,000.00		35,000.00	35,000.00	0.00
Technology Communications	20-140	61,000.00	61,000.00		61,000.00	33,352.52	27,647.48
Total Operations {Item 8(A)} within "CAPS"	32315-00	18,254,430.00	17,549,290.00	0.00	17,509,290.00	16,847,550.70	661,739.30
B. Contingent	32301-00	10,000.00	10,000.00		10,000.00	10,000.00	0.00
Total Operations Including Contingent within "CAPS"	30001-00	18,264,430.00	17,559,290.00	0.00	17,519,290.00	16,857,550.70	661,739.30
Detail:							
Salaries & Wages	30001-11	12,533,700.00	11,842,400.00	0.00	11,933,900.00	11,743,007.61	190,892.39
Other Expenses (Including Contingent)	30001-99	5,730,730.00	5,716,890.00	0.00	5,585,390.00	5,114,543.09	470,846.91

CURRENT FUND - APPROPRIATIONS

8. GENERAL APPROPRIATIONS	FCOA	Appropriated				Paid or Charged	Reserved
		for 2018	for 2017	for 2017 By Emergency Appropriation	Total for 2017 As Modified By All Transfers		
(E) Deferred Charges and Statutory Expenditures- Municipal within "CAPS"	X	XXXXXXXXXXXXXXXXXXXX	XXXXXXXXXXXXXXXXXXXX	XXXXXXXXXXXX	XXXXXXXXXXXXXXXXXXXX	XXXXXXXXXXXXXXXXXXXX	XXXXXXXXXXXXXXXXXXXX
(1) DEFERRED CHARGES	X	XXXXXXXXXXXXXXXXXXXX	XXXXXXXXXXXXXXXXXXXX	XXXXXXXXXXXX	XXXXXXXXXXXXXXXXXXXX	XXXXXXXXXXXXXXXXXXXX	XXXXXXXXXXXXXXXXXXXX
Emergency Authorizations	46-870			XXXXXXXXXXXX			XXXXXXXXXXXXXXXXXXXX
				XXXXXXXXXXXX			XXXXXXXXXXXXXXXXXXXX
				XXXXXXXXXXXX			XXXXXXXXXXXXXXXXXXXX
				XXXXXXXXXXXX			XXXXXXXXXXXXXXXXXXXX
				XXXXXXXXXXXX			XXXXXXXXXXXXXXXXXXXX
				XXXXXXXXXXXX			XXXXXXXXXXXXXXXXXXXX
				XXXXXXXXXXXX			XXXXXXXXXXXXXXXXXXXX
				XXXXXXXXXXXX			XXXXXXXXXXXXXXXXXXXX
				XXXXXXXXXXXX			XXXXXXXXXXXXXXXXXXXX
				XXXXXXXXXXXX			XXXXXXXXXXXXXXXXXXXX
				XXXXXXXXXXXX			XXXXXXXXXXXXXXXXXXXX
				XXXXXXXXXXXX			XXXXXXXXXXXXXXXXXXXX
				XXXXXXXXXXXX			XXXXXXXXXXXXXXXXXXXX
				XXXXXXXXXXXX			XXXXXXXXXXXXXXXXXXXX
				XXXXXXXXXXXX			XXXXXXXXXXXXXXXXXXXX
				XXXXXXXXXXXX			XXXXXXXXXXXXXXXXXXXX
				XXXXXXXXXXXX			XXXXXXXXXXXXXXXXXXXX

CURRENT FUND - APPROPRIATIONS

8. GENERAL APPROPRIATIONS	FCOA	Appropriated				Paid or Charged	Reserved
		for 2018	for 2017	for 2017 By Emergency Appropriation	Total for 2017 As Modified By All Transfers		
(E) Deferred Charges and Statutory Expenditures-Municipal within "CAPS" (continued)	X	XXXXXXXXXXXXXXXXXXXX	XXXXXXXXXXXXXXXXXXXX	XXXXXXXXXXXX	XXXXXXXXXXXXXXXXXXXX	XXXXXXXXXXXXXXXXXXXX	XXXXXXXXXXXXXXXXXXXX
(2) STATUTORY EXPENDITURES:	X	XXXXXXXXXXXXXXXXXXXX	XXXXXXXXXXXXXXXXXXXX	XXXXXXXXXXXX	XXXXXXXXXXXXXXXXXXXX	XXXXXXXXXXXXXXXXXXXX	XXXXXXXXXXXXXXXXXXXX
Contribution to:							
Public Employees' Retirement System	36-471	354,373.00	330,193.00		330,193.00	330,193.00	0.00
Social Security System (O.A.S.I.)	36-472	425,000.00	395,000.00		435,000.00	435,000.00	0.00
Consolidated Police and Firemen's Pension Fund	36-474						
Police and Firemen's Retirement System of N.J.	36-475	2,197,905.00	2,051,960.00		2,051,960.00	2,051,960.00	0.00
Total Deferred Charges and Statutory Expenditures-Municipal within "CAPS"	30004-00	2,977,278.00	2,777,153.00	0.00	2,817,153.00	2,817,153.00	0.00
(H-1) Total General Appropriations for Municipal Purposes within "CAPS"	30005-00	21,241,708.00	20,336,443.00	0.00	20,336,443.00	19,674,703.70	661,739.30

CURRENT FUND - APPROPRIATIONS

8. GENERAL APPROPRIATIONS (A) Operations - Excluded from "CAPS"	FCOA	Appropriated				Paid or Charged	Reserved
		for 2018	for 2017	for 2017 By Emergency Appropriation	Total for 2017 As Modified By All Transfers		
	X	XXXXXXXXXXXXXXXXXXXX	XXXXXXXXXXXXXXXXXXXX	XXXXXXXXXXXX	XXXXXXXXXXXXXXXXXXXX		XXXXXXXXXXXXXXXXXXXX
Length of Service Award Program	25-266	6,400.00	6,000.00		6,000.00	2,400.00	3,600.00
"COAH" Housing Rehabilitation	40-766	10,000.00	5,000.00		5,000.00	0.00	5,000.00
						0.00	
INSURANCE (PL 2003, c.9, S-906)						0.00	
Employee Group	23-220				0.00	0.00	
NJDEP/Stormwater-Municipal Stormwater							
Engineering	20-165						
Other Expenses	20-165	0.00	0.00		0.00	0.00	0.00
NJDEP Fess	42-165	5,250.00	5,250.00		5,250.00	5,250.00	0.00
Total Other Operations - Excluded from "CAPS"	x	21,650.00	16,250.00	0.00	16,250.00	7,650.00	8,600.00

CURRENT FUND - APPROPRIATIONS

8. GENERAL APPROPRIATIONS		Appropriated					
(A) Operations - Excluded from "CAPS"	FCOA	for 2018	for 2017	for 2017 By Emergency Appropriation	Total for 2017 As Modified By All Transfers	Paid or Charged	Reserved
Uniform Construction Code	X	XXXXXXXXXXXXXXXXXXXX	XXXXXXXXXXXXXXXXXXXX	XXXXXXXXXXXX	XXXXXXXXXXXXXXXXXXXX	XXXXXXXXXXXXXXXXXXXX	XXXXXXXXXXXXXXXXXXXX
Appropriations Offset by Increased	X	XXXXXXXXXXXXXXXXXXXX	XXXXXXXXXXXXXXXXXXXX	XXXXXXXXXXXX	XXXXXXXXXXXXXXXXXXXX	XXXXXXXXXXXXXXXXXXXX	XXXXXXXXXXXXXXXXXXXX
Fee Revenues (N.J.A.C. 5:23-4.17)	X	XXXXXXXXXXXXXXXXXXXX	XXXXXXXXXXXXXXXXXXXX	XXXXXXXXXXXX	XXXXXXXXXXXXXXXXXXXX	XXXXXXXXXXXXXXXXXXXX	XXXXXXXXXXXXXXXXXXXX
Total Uniform Construction Code Appropriations	X						

CURRENT FUND - APPROPRIATIONS

8. GENERAL APPROPRIATIONS (A) Operations - Excluded from "CAPS"	FCOA	Appropriated				Paid or Charged	Reserved
		for 2018	for 2017	for 2017 By Emergency Appropriation	Total for 2017 As Modified By All Transfers		
Interlocal Municipal Service Agreements	X	XXXXXXXXXXXXXXXXXXXX	XXXXXXXXXXXXXXXXXXXX	XXXXXXXXXXXX	XXXXXXXXXXXXXXXXXXXX	XXXXXXXXXXXXXXXXXXXX	XXXXXXXXXXXXXXXXXXXX
Somerset County- Recycling	42-305	195,000.00	200,000.00		200,000.00	140,452.65	59,547.35
Total Interlocal Municipal Service Agreements	X	195,000.00	200,000.00		200,000.00	140,452.65	59,547.35

CURRENT FUND - APPROPRIATIONS

8. GENERAL APPROPRIATIONS (A) Operations - Excluded from "CAPS"	FCOA	Appropriated					
		for 2018	for 2017	for 2017 By Emergency Appropriation	Total for 2017 As Modified By All Transfers	Paid or Charged	Reserved
Additional Appropriations Offset by Revenues (N.J.S. 40A:4-43.3h)	X	XXXXXXXXXXXXXXXXXXXX	XXXXXXXXXXXXXXXXXXXX	XXXXXXXXXXXX	XXXXXXXXXXXXXXXXXXXX	XXXXXXXXXXXXXXXXXXXX	XXXXXXXXXXXXXXXXXXXX
Total Additional Appropriations Offset by Revenues (N.J.S. 40A:4-45.3h)	X	0.00	0.00		0.00	0.00	0.00

CURRENT FUND - APPROPRIATIONS

8. GENERAL APPROPRIATIONS (A) Operations - Excluded from "CAPS"	Do Not Write In This Space	Appropriated				Paid or Charged	Reserved
		for 2018	for 2017	for 2017 By Emergency Appropriation	Total for 2017 As Modified By All Transfers		
Public and Private Programs Offset by Revenues	X	xxxxxxxxxxxxxxxxxxxx	xxxxxxxxxxxxxxxxxxxx	xxxxxxxxxxxx	xxxxxxxxxxxxxxxxxxxx	xxxxxxxxxxxxxxxxxxxx	xxxxxxxxxxxxxxxxxxxx
Municipal Alliance -Matching Funds	41-738	4,355.00	4,355.00		4,355.00	4,355.00	0.00
Safe and Secure Communities	41-756	90,000.00	90,000.00		90,000.00	90,000.00	0.00
Safe and Secure Communities-Matching Funds	41-756	386,301.00	295,000.00		295,000.00	295,000.00	0.00
Drunk Driving Enforcement	41-722	21,068.96	7,174.45		7,174.45	7,174.45	0.00
Body Armor Grant	41-703	4,115.53	4,108.94		4,108.94	4,108.94	0.00
Click It Ticket It	41-708				0.00	0.00	0.00
Youth Service	41-739	6,500.00	7,500.00		7,500.00	7,500.00	0.00
Alcohol Education & Rehab	41-713	4,020.00			0.00	0.00	0.00
Highway Safety Pedestrian Grant	41-748	6,548.50			0.00	0.00	0.00
Recycling Tonnage Grant	41-754	36,486.68	15,010.30		15,010.30	15,010.30	0.00
Historic Preservation Grant	41-729	24,949.00			0.00	0.00	0.00
					0.00	0.00	0.00

CURRENT FUND - APPROPRIATIONS

8. GENERAL APPROPRIATIONS (A) Operations - Excluded from "CAPS"	Do Not Write In This Space	Appropriated				Paid or Charged	Reserved
		for 2018	for 2017	for 2017 By Emergency Appropriation	Total for 2017 As Modified By All Transfers		
Public and Private Programs Offset by Revenues	X	xxxxxxxxxxxxxxxxxxxxxxxx	xxxxxxxxxxxxxxxxxxxxxxxx	xxxxxxxxxxxx	xxxxxxxxxxxxxxxxxxxxxxxx	xxxxxxxxxxxxxxxxxxxxxxxx	xxxxxxxxxxxxxxxxxxxxxxxx
CHAPTER 159 RESOLUTIONS							
Clean Communities-Chapter 159	41-707		33,941.96		33,941.96	33,941.96	0.00
Municipal Alliance- Chapter 159	41-738		15,459.02		15,459.02	15,459.02	0.00
					0.00	0.00	0.00

CURRENT FUND - APPROPRIATIONS

8. GENERAL APPROPRIATIONS (A) Operations - Excluded from "CAPS"	Do Not Write In This Space	Appropriated				Paid or Charged	Reserved
		for 2018	for 2017	for 2017 By Emergency Appropriation	Total for 2017 As Modified By All Transfers		
Public and Private Programs Offset by Revenues	X	XXXXXXXXXXXXXXXXXXXX	XXXXXXXXXXXXXXXXXXXX	XXXXXXXXXXXX	XXXXXXXXXXXXXXXXXXXX	XXXXXXXXXXXXXXXXXXXX	XXXXXXXXXXXXXXXXXXXX
Matching Funds for Grants	41-899	5,000.00	5,000.00		5,000.00	3,864.75	1,135.25
Total Public and Private Programs Offset by Revenues	60023-00	589,344.67	477,549.67	0.00	477,549.67	476,414.42	1,135.25
Total Operations - Excluded from "CAPS"		805,994.67	693,799.67	0.00	693,799.67	624,517.07	69,282.60
Detail:							
Salaries & Wages	60023-11	0.00	0.00		0.00		0.00
Other Expenses	60023-99	805,994.67	693,799.67	0.00	693,799.67	624,517.07	69,282.60

CURRENT FUND - APPROPRIATIONS

8. GENERAL APPROPRIATIONS (C) Capital Improvements - Excluded from "CAPS"	FCOA	Appropriated				Paid or Charged	Reserved
		for 2018	for 2017	for 2017 By Emergency Appropriation	Total for 2017 As Modified By All Transfers		
Down Payments on Improvements	44-902						
Capital Improvement Fund	44-901	100,000.00	100,000.00		100,000.00	100,000.00	0.00
Purchase of Trees	44-903	10,000.00	10,000.00		10,000.00	10,000.00	0.00
Purchase of Capital Equipment	44-904	67,800.00	67,800.00		67,800.00	46,968.50	20,831.50

CURRENT FUND - APPROPRIATIONS

8. GENERAL APPROPRIATIONS (C) Capital Improvements - Excluded from "CAPS"	Do Not Write In This Space	Appropriated				Paid or Charged	Reserved
		for 2018	for 2017	for 2017 By Emergency Appropriation	Total for 2017 As Modified By All Transfers		
Public and Private Programs Offset by Revenues:	X	XXXXXXXXXXXXXXXXXXXX	XXXXXXXXXXXXXXXXXXXX	XXXXXXXXXXXX	XXXXXXXXXXXXXXXXXXXX	XXXXXXXXXXXXXXXXXXXX	XXXXXXXXXXXXXXXXXXXX
New Jersey Transportation Trust Fund Authority Act	41-865						
Total Capital Improvements Excluded from "CAPS"	60002-77	177,800.00	177,800.00	0.00	177,800.00	156,968.50	20,831.50

CURRENT FUND - APPROPRIATIONS

8. GENERAL APPROPRIATIONS	FCOA	Appropriated				Paid or Charged	Reserved
		for 2018	for 2017	for 2017 By Emergency Appropriation	Total for 2017 As Modified By All Transfers		
(D) Municipal Debt Service - Excluded from "CAPS"							
Payment of Bond Principal	45-920	1,250,000.00	1,240,000.00		1,240,000.00	1,240,000.00	XXXXXXXXXXXXXXXXXXXX
Payment of Bond Anticipation Notes and Capital Notes	45-925					0.00	XXXXXXXXXXXXXXXXXXXX
Interest on Bonds	45-930	362,334.32	399,962.34		399,962.34	399,962.34	XXXXXXXXXXXXXXXXXXXX
Interest on Notes	45-935	98,371.88	49,150.00		49,150.00	49,150.00	XXXXXXXXXXXXXXXXXXXX
Note Principal	45-925				0.00	0.00	XXXXXXXXXXXXXXXXXXXX
Green Trust Loan Program:	X						XXXXXXXXXXXXXXXXXXXX
Loan Repayments for Principal and Interest	45-940						XXXXXXXXXXXXXXXXXXXX
							XXXXXXXXXXXXXXXXXXXX
							XXXXXXXXXXXXXXXXXXXX
							XXXXXXXXXXXXXXXXXXXX
							XXXXXXXXXXXXXXXXXXXX
							XXXXXXXXXXXXXXXXXXXX
							XXXXXXXXXXXXXXXXXXXX
							XXXXXXXXXXXXXXXXXXXX
							XXXXXXXXXXXXXXXXXXXX
							XXXXXXXXXXXXXXXXXXXX
							XXXXXXXXXXXXXXXXXXXX
							XXXXXXXXXXXXXXXXXXXX
							XXXXXXXXXXXXXXXXXXXX
							XXXXXXXXXXXXXXXXXXXX
Total Municipal Debt Service Excluded from "CAPS"	60003-00	1,710,706.20	1,689,112.34	0.00	1,689,112.34	1,689,112.34	XXXXXXXXXXXXXXXXXXXX

CURRENT FUND - APPROPRIATIONS

8. GENERAL APPROPRIATIONS	FCOA	Appropriated				Paid or Charged	Reserved
		for 2018	for 2017	for 2017 By Emergency Appropriation	Total for 2017 As Modified By All Transfers		
(E) Deferred Charges - Municipal - Excluded from "CAPS"							
(1) DEFERRED CHARGES	X	XXXXXXXXXXXXXXXXXXXX	XXXXXXXXXXXXXXXXXXXX	XXXXXXXXXXXX	XXXXXXXXXXXXXXXXXXXX		XXXXXXXXXXXXXXXXXXXX
Emergency Authorizations	46-870	0.00		XXXXXXXXXXXX	0.00	0.00	XXXXXXXXXXXXXXXXXXXX
Special Emergency Authorizations - 5 Years (N.J.S. 40A:4-55)	46-886			XXXXXXXXXXXX	0.00	0.00	XXXXXXXXXXXXXXXXXXXX
Special Emergency Authorizations - 3 Years (N.J.S. 40A:4-55.1 & 40A:55.13)	46-875			XXXXXXXXXXXX			XXXXXXXXXXXXXXXXXXXX
	46-876			XXXXXXXXXXXX			XXXXXXXXXXXXXXXXXXXX
	46-876			XXXXXXXXXXXX			XXXXXXXXXXXXXXXXXXXX
Deferred Charges	46-886			XXXXXXXXXXXX	0.00	0.00	XXXXXXXXXXXXXXXXXXXX
				XXXXXXXXXXXX			XXXXXXXXXXXXXXXXXXXX
				XXXXXXXXXXXX			XXXXXXXXXXXXXXXXXXXX
				XXXXXXXXXXXX			XXXXXXXXXXXXXXXXXXXX
Total Deferred Charges - Municipal - Excluded from "CAPS"	60024-00	0.00	0.00	XXXXXXXXXXXX	0.00	0.00	XXXXXXXXXXXXXXXXXXXX
(F) Judgments	37-480			XXXXXXXXXXXX			XXXXXXXXXXXXXXXXXXXX
(N) Transferred to Board of Education for Use of Local Schools (N.J.S.A. 40:48-17.1 & 17.3)	29-405			XXXXXXXXXXXX			XXXXXXXXXXXXXXXXXXXX
				XXXXXXXXXXXX			XXXXXXXXXXXXXXXXXXXX
(G) With Prior Consent of Local Finance Board: Cash Deficit of Preceding Year.	46-885			XXXXXXXXXXXX			XXXXXXXXXXXXXXXXXXXX
				XXXXXXXXXXXX			XXXXXXXXXXXXXXXXXXXX
(H-2) Total General Appropriations for Municipal Purposes Excluded from "CAPS"	60025-00	2,694,500.87	2,560,712.01		2,560,712.01	2,470,597.91	90,114.10

CURRENT FUND - APPROPRIATIONS

8. GENERAL APPROPRIATIONS	FCOA	Appropriated				Paid or Charged	Reserved
		for 2018	for 2017	for 2017 By Emergency Appropriation	Total for 2017 As Modified By All Transfers		
For Local District School Purposes - Excluded from "CAPS"	X	XXXXXXXXXXXXXXXXXXXX	XXXXXXXXXXXXXXXXXXXX	XXXXXXXXXXXX	XXXXXXXXXXXXXXXXXXXX		XXXXXXXXXXXXXXXXXXXX
(1) Type 1 District School Debt Service	X	XXXXXXXXXXXXXXXXXXXX	XXXXXXXXXXXXXXXXXXXX	XXXXXXXXXXXX	XXXXXXXXXXXXXXXXXXXX		XXXXXXXXXXXXXXXXXXXX
Payment of Bond Principal	48-920						XXXXXXXXXXXXXXXXXXXX
Payment of Bond Anticipation Notes	48-925						XXXXXXXXXXXXXXXXXXXX
Interest on Bonds	48-930						XXXXXXXXXXXXXXXXXXXX
Interest on Notes	48-935						XXXXXXXXXXXXXXXXXXXX
							XXXXXXXXXXXXXXXXXXXX
Total of Type 1 District School Debt Service - Excluded from "CAPS"	60006-00	0.00	0.00	0.00	0.00	0.00	0.00
(J) Deferred Charges and Statutory Expenditures -							
Local School - Excluded from "CAPS"	X	XXXXXXXXXXXXXXXXXXXX	XXXXXXXXXXXXXXXXXXXX	XXXXXXXXXXXX	XXXXXXXXXXXXXXXXXXXX	XXXXXXXXXXXXXXXXXXXX	XXXXXXXXXXXXXXXXXXXX
Emergency Authorizations - Schools	29-406			XXXXXXXXXXXX			XXXXXXXXXXXXXXXXXXXX
Capital Project for Land, Building or Equipment N.J.S. 18A:22-20	29-407						XXXXXXXXXXXXXXXXXXXX
Total of Deferred Charges and Statutory Expend- itures-Local School-Excluded from "CAPS"	60007-00	0.00	0.00	0.00	0.00		XXXXXXXXXXXXXXXXXXXX
(K) Total Municipal Appropriations for Local School District Purposes {Items(I) and (J)}-Excluded from "CAPS"	60008-00	0.00	0.00	0.00	0.00		XXXXXXXXXXXXXXXXXXXX
(O) Total General Appropriations - Excluded from "CAPS"	60010-00	2,694,500.87	2,560,712.01	0.00	2,560,712.01	2,470,597.91	90,114.10
(L) Subtotal General Appropriations {Items (H-1) and (O)}	30009-00	23,936,208.87	22,897,155.01	0.00	22,897,155.01	22,145,301.61	751,853.40
(M) Reserve for Uncollected Taxes	50-899	1,650,000.00	1,650,000.00	XXXXXXXXXXXX	1,650,000.00	1,650,000.00	XXXXXXXXXXXXXXXXXXXX
9. Total General Appropriations	30000-00	25,586,208.87	24,547,155.01	0.00	24,547,155.01	23,795,301.61	751,853.40

CURRENT FUND - APPROPRIATIONS

8. GENERAL APPROPRIATIONS Summary of Appropriations	Do Not Write In This Space	Appropriated				Paid or Charged	Reserved
		for 2018	for 2017	for 2017 By Emergency Appropriation	Total for 2017 As Modified By All Transfers		
(A) Operations:							
(a+b) Within "CAPS" - Including Contingent	30001-00	18,264,430.00	17,559,290.00	0.00	17,519,290.00	16,857,550.70	661,739.30
Statutory Expenditures	X	2,977,278.00	2,777,153.00	0.00	2,817,153.00	2,817,153.00	0.00
(a) Operations - Excluded from "CAPS"	X	XXXXXXXXXXXXXXXXXXXX	XXXXXXXXXXXXXXXXXXXX	XXXXXXXXXXXX	XXXXXXXXXXXXXXXXXXXX		XXXXXXXXXXXXXXXXXXXX
Other Operations	X	21,650.00	16,250.00	0.00	16,250.00	7,650.00	8,600.00
Uniform Construction Code	X						
Interlocal Municipal Service Agreements	X	195,000.00	200,000.00		200,000.00	140,452.65	59,547.35
Additional Appropriations Offset by Revs.	X						
Public & Private Progs. Offset by Revs.	X	589,344.67	477,549.67	0.00	477,549.67	476,414.42	1,135.25
Total Operations-Excluded from "CAPS"	60023-00	805,994.67	693,799.67	0.00	693,799.67	624,517.07	69,282.60
(C) Capital Improvements	60002-77	177,800.00	177,800.00	0.00	177,800.00	156,968.50	20,831.50
(D) Municipal Debt Service	60003-00	1,710,706.20	1,689,112.34	0.00	1,689,112.34	1,689,112.34	
(E) Total Deferred Charges (Sheet 18 + 28)	X	0.00	0.00	0.00	0.00	0.00	
(F) Judgments	32711-00						
(G) Cash Deficit	62710-00						
(K) Local District School Purposes	60008-00						
(N) Transferred to Board of Education	62701-00						
(M) Reserve for Uncollected Taxes	50-899	1,650,000.00	1,650,000.00		1,650,000.00	1,650,000.00	0.00
Total General Appropriations	30000-00	25,586,208.87	24,547,155.01	0.00	24,547,155.01	23,795,301.61	751,853.40

DEDICATED SEWER UTILITY BUDGET

10. DEDICATED REVENUES FROM _ SEWER UTILITY _	FCOA	Anticipated		Realized in Cash in 2017
		2018	2017	
Operating Surplus Anticipated	08-501	400,000.00	200,000.00	200,000.00
Operating Surplus Anticipated with Prior Written Consent of Director of Local Government Services	08-502			
Total Operating Surplus Anticipated	08-500	400,000.00	200,000.00	200,000.00
Sewer User Fees	08-190	2,275,000.00	1,832,000.00	2,024,284.05
Sewer User Fees-Rate Increase		0.00	330,002.85	330,002.85
Special Items of General Revenue Anticipated with Prior Written Consent of Director of Local Government Services	XXXXXXX	XXXXXXXXXXXXXXXXXXXXX	XXXXXXXXXXXXXXXXXXXXX	XXXXXXXXXXXXXXXXXXXXX
Interest on Sewer		16,500.00	19,000.00	21,229.42
Interest on Investments		2,021.13	2,000.00	2,285.64
Deficit(General Budget)	08-549			
Total Sewer Utility Revenues	08-599	2,693,521.13	2,383,002.85	2,577,801.96

Use a separate set of sheets for each separate Utility.

DEDICATED SEWER UTILITY BUDGET -(continued)

11. APPROPRIATIONS FOR SEWER UTILITY	FCOA	Appropriated				Expended 2017	
		for 2018	for 2017	for 2017 By Emergency Appropriation	Total for 2017 As Modified By All Transfers	Paid or Charged	Reserved
Operating:	xxxxxxx	xxxxxxxxxxxxxxxxxx	xxxxxxxxxxxxxxxxxx	xxxxxxxxxxxxxxxxxx	xxxxxxxxxxxxxxxxxx	xxxxxxxxxxxxxxxxxx	xxxxxxxxxxxxxxxxxx
Salaries & Wages	55-501	207,000.00	207,000.00		207,000.00	152,627.35	54,372.65
Other Expenses	55-502	245,000.00	45,000.00		45,000.00	15,749.15	29,250.85
Plainfield Area Regional Sewer	55-502	2,000,000.00	1,830,000.00		1,830,000.00	1,827,281.64	2,718.36
Capital Improvements:	xxxxxxx	xxxxxxxxxxxxxxxxxx	xxxxxxxxxxxxxxxxxx	xxxxxxxxxxxxxxxxxx	xxxxxxxxxxxxxxxxxx	xxxxxxxxxxxxxxxxxx	xxxxxxxxxxxxxxxxxx
Down Payments on Improvements	55-510						
Capital Improvement Fund	55-511	50,000.00		xxxxxxxxxxxxxxxxxx			
Capital Outlay	55-512						
Debt Service	xxxxxxx	xxxxxxxxxxxxxxxxxx	xxxxxxxxxxxxxxxxxx	xxxxxxxxxxxxxxxxxx	xxxxxxxxxxxxxxxxxx	xxxxxxxxxxxxxxxxxx	xxxxxxxxxxxxxxxxxx
Payment of Bond Principal	55-520	110,000.00	110,000.00		110,000.00	110,000.00	xxxxxxxxxxxxxxxxxx
Payment of Bond Anticipation Notes and Capital Notes	55-521				0.00		xxxxxxxxxxxxxxxxxx
Interest on Bonds	55-522	32,323.18	35,345.16		35,345.16	35,345.16	xxxxxxxxxxxxxxxxxx
Interest on Notes	55-523	25,185.63	15,228.50		15,228.50	15,228.50	xxxxxxxxxxxxxxxxxx
Loan Principal	55-524	802.05	1,208.65		1,208.65	1,208.65	xxxxxxxxxxxxxxxxxx
Loan Interest	55-524	6,210.27	6,210.27		6,210.27	6,210.27	xxxxxxxxxxxxxxxxxx

DEDICATED SEWER UTILITY BUDGET -(continued)

11. APPROPRIATIONS FOR SEWER UTILITY	FCOA	Appropriated				Expended 2017					
		for 2018		for 2017		for 2017 By Emergency Appropriation	Total for 2017 As Modified By All Transfers	Paid or Charged	Reserved		
Deferred Charges and Statutory Expenditures:	xxxxxxx	xxxxxxxxxxxxxxxxxx	xx	xxxxxxxxxxxxxxxxxx	xx	xxxxxxxxxxxxxxxxxx	xx	xxxxxxxxxxxxxxxxxx	xx	xxxxxxxxxxxxxxxxxx	xx
DEFERRED CHARGES:	xxxxxxx	xxxxxxxxxxxxxxxxxx	xx	xxxxxxxxxxxxxxxxxx	xx	xxxxxxxxxxxxxxxxxx	xx	xxxxxxxxxxxxxxxxxx	xx	xxxxxxxxxxxxxxxxxx	xx
Emergency Authorizations	55-530					xxxxxxxxxxxxxxxxxx	xx			xxxxxxxxxxxxxxxxxx	xx
Deficits in Operation in Prior Years (2016)	55-532	0.00		116,510.27		xxxxxxxxxxxxxxxxxx	xx	116,510.27	111,032.50	xxxxxxxxxxxxxxxxxx	xx
						xxxxxxxxxxxxxxxxxx	xx			xxxxxxxxxxxxxxxxxx	xx
						xxxxxxxxxxxxxxxxxx	xx			xxxxxxxxxxxxxxxxxx	xx
						xxxxxxxxxxxxxxxxxx	xx			xxxxxxxxxxxxxxxxxx	xx
STATUTORY EXPENDITURES:	xxxxxxx	xxxxxxxxxxxxxxxxxx	xx	xxxxxxxxxxxxxxxxxx	xx	xxxxxxxxxxxxxxxxxx	xx	xxxxxxxxxxxxxxxxxx	xx	xxxxxxxxxxxxxxxxxx	xx
Contribution to:											
Public Employees' Retirement System	55-540										
Social Security System (O.A.S.I.)	55-541	16,000.00		15,500.00				15,500.00	6,326.36	9,173.64	
Unemployment Compensation Insurance (N.J.S.A. 43:21-3 et. seq.)	55-542	1,000.00		1,000.00				1,000.00	1,000.00		
Judgements	55-531										
						xxxxxxxxxxxxxxxxxx	xx			xxxxxxxxxxxxxxxxxx	xx
Surplus(General Budget)	55-545					xxxxxxxxxxxxxxxxxx	xx			xxxxxxxxxxxxxxxxxx	xx
TOTAL SEWER UTILITY APPROPRIATIONS	55-599	2,693,521.13		2,383,002.85				2,383,002.85	2,282,009.58	95,515.50	

DEDICATED ASSESSMENT BUDGET

14. DEDICATED REVENUES FROM	FCOA	Anticipated		Realized in Total for 2017
		2018	2017	
Assessment Cash	51-101			
Deficit (General Budget)	51-885			
Total Assessment Revenues	51-899	0.00	0.00	0.00
15. APPROPRIATIONS FOR ASSESSMENT DEBT	FCOA	Appropriated		Expended 2017 Paid or Charged
		2018	2017	
Payment of Bond Principal	51-920			
Payment of Bond Anticipation Notes	51-925			
Total Assessment Appropriations	51-999			

DEDICATED WATER UTILITY ASSESSMENT BUDGET

14. DEDICATED REVENUES FROM	FCOA	Anticipated		Realized in Cash in 2017
		2018	2017	
Assessment Cash	52-101			
Deficit Water Utility Budget	52-885			
Total Water Utility Assessment Revenues	52-899			
15. APPROPRIATIONS FOR ASSESSMENT DEBT	FCOA	Appropriated		Expended 2017 Paid or Charged
		2018	2017	
Payment of Bond Principal	52-920			
Payment of Bond Anticipation Notes	52-925			
Total Water Utility Assessment Appropriations	52-999			

DEDICATED ASSESSMENT BUDGET

UTILITY

14. DEDICATED REVENUE FROM	FCOA	Anticipated		Realized In Cash
		2018	2017	
Assessment Cash	53-101			
Deficit (_____)	53-885			
Total _____ Assessment Revenues	53-899			
15. APPROPRIATIONS FOR ASSESSMENT DEBT	FCOA	Appropriated		Paid or Charged
		2018	2017	
Payment of Bond Principal	53-920			
Payment of Bond Anticipation Notes	53-925			
Total _____ Utility				
Assessment Appropriations	53-999			

MUNICIPAL AND JOINT FREE PUBLIC LIBRARY MINIMUM TAX LEVY AND ADDITIONAL APPROPRIATION

16. APPROPRIATIONS FOR LIBRARY PURPOSES	FCOA	Appropriated	
		2018	2017
Minimum Library Appropriation per R.S. 40:54-8 et seq.			
Additional Library Appropriation per Budget Sheet 20			
Total Library Appropriation			

Dedication by Rider- (N.J.S. 40A:4-39) " The dedicated revenues anticipated during the year 2017 from Animal Control; , State or Federal Aid for Maintenance of Libraries, Bequest, Escheat; Federal Grant; Construction Cor Meadowlands Development Commission; Outside Employment of Off-Duty Municipal Police Officers; Unemployment Compensation Insurance; Reimbursement of Sale of Gasoline to State Automobiles; State Training Fee Code Act: Older Americans Act - Program Contributions; Municipal Alliance on Alcoholism and Drug Abuse - Program Income;

Solid Waste Management; Employee Benefit Trust Fund(NJSA 11:24A&11:14-13); Uniform Fire Code Enforcement and Dedicated Penalties (PL 1994 Ch 135) Community Development Program

Board of Recreation Commission; Recycling Program; Disposal of Forfeited Property (PL 1991, Ch 489); Uniform Fire Safety Act Penalty; Uniform Construction Code Enforcement Fees;

Parking Offenses Adjudication Act; Local Law Enforcement Block Grant; Law Enforcement Trust Fund; Accumulated Absences; Snow Removal Trust;

Municipal Public Defender PL 1997c256; Special Events Donations; Developer Escrow Funds; Library Donations and Affordable Housing Trust

are hereby anticipated as revenue and are hereby appropriated for the purposes to which said revenue is dedicated by statute or other legal requirement."

(Insert additional appropriate titles in space above when applicable, if resolution for rider has been approved by the Director)

**APPENDIX TO BUDGET STATEMENT
COMPARATIVE STATEMENT OF CURRENT FUND OPERATIONS AND CHANGE IN**

CURRENT FUND BALANCE SHEET - DECEMBER 31, 2017

ASSETS			
Cash and Investments	1110100	5,670,735.55	
Due from State of N.J.(c20,P.L. 1971)	1111000	365.00	
Federal and State Grants Receivable	1110200		
Receivables with Offsetting Reserves:	xxxxxxxx	xxxxxxxxxx	xx
Taxes Receivable	1110300	857,384.82	
Tax Title Liens Receivable	1110400	322,330.16	
Property Acquired by Tax Title Lien Liquidation	1110500	827,500.00	
Other Receivables	1110600		
Deferred Charges Required to be in 2017 Budget	1110700	0.00	
Deferred Charges Required to be in Budgets Subsequent to 2017	1110800		
Total Assets	1110900	7,678,315.53	
LIABILITIES, RESERVES AND SURPLUS			
*Cash Liabilities	2110100	3,094,596.64	
Reserves for Receivables	2110200	2,007,214.98	
Surplus	2110300	2,576,503.91	
Total Liabilities, Reserves and Surplus		7,678,315.53	

School Tax Levy Unpaid	2220100		
Less School Tax Deferred	2220200		
*Balance Included in Above "Cash Liabilities"	2220300	NONE	

CURRENT SURPLUS

		YEAR 2017	YEAR 2016
Surplus Balance, January 1st	2310100	2,146,629.13	2,058,878.01
CURRENT REVENUE ON A CASH BASIS			
Current Taxes			
*(Percentage collected:2017 97.88%, 2016 97.75 %)	2310200	55,126,948.56	53,520,690.87
Delinquent Taxes	2310300	555,843.82	472,975.63
Other Revenues and Additions to Income	2310400	5,768,121.93	5,255,877.81
Total Funds	2310500	63,597,543.44	61,308,422.32
EXPENDITURES AND TAX REQUIREMENTS:			
Municipal Appropriations	2310600	23,795,301.61	22,834,598.22
School Taxes (Including Local and Regional)	2310700	31,267,741.00	30,606,557.00
County Taxes(Including Added Tax Amounts)	2310800	5,957,996.92	5,720,637.97
Special District Taxes/Open Space Taxes	2310900		
Other Expenditures and Deductions from Income	2311000		
Total Expenditures and Tax Requirements	2311100	61,021,039.53	59,161,793.19
Less: Expenditures to be Raised by Future Taxes	2311200		
Total Adjusted Expenditures and Tax Requirements	2311300	61,021,039.53	59,161,793.19
Surplus Balance - December 31st	2311400	2,576,503.91	2,146,629.13

*Nearest even percentage may be used

Proposed Use of Current Fund Surplus in 2018 Budget

Surplus Balance December 31, 2017	2311500	2,576,503.91	
Current Surplus Anticipated in 2018 Budget	2311600	1,000,000.00	
Surplus Balance Remaining	2311700	1,576,503.91	

(Important: This appendix must be included in advertisement of budget.)

2018

CAPITAL BUDGET AND CAPITAL IMPROVEMENT PROGRAM

This section is included with the Annual Budget pursuant to N.J.S.C. 5:30-4. It does not in itself confer any authorization to raise or expend funds. Rather it is a document used as part of the local unit's planning and management program. Specific authorization to expend funds for purposes described in this section must be granted elsewhere, by a separate bond ordinance, by inclusion of a line item in the Capital Improvement Section of this budget, by an ordinance taking the money from the Capital Improvement Fund, or other lawful means.

CAPITAL BUDGET

- A plan for all capital expenditures for the current fiscal year.

If no Capital Budget is included, check the reason why:

- Total capital expenditures this year do not exceed \$25,000, including appropriations for Capital Improvement Fund, Capital Line Items and Down Payments on Improvements.
- No bond ordinances are planned this year.

CAPITAL IMPROVEMENT PROGRAM

- A multi-year list of planned capital projects, including the current year.

Check appropriate box for number of years covered, including current year:

- 3 years. (Population under 10,000)
- 6 years. (Over 10,000 and all county governments)
- ____ years. (Exceeding minimum time period)
- Check if municipality is under 10,000, has not expended more than \$25,000 annually for capital purposes in immediately previous three years, and is not adopting CIP.

NARRATIVE FOR CAPITAL IMPROVEMENT PROGRAM

The Capital Budget for 2018 has been appended. This adoption of this document does not confer the authority to expend moneys. The Borough Council will be considering the formal approval of ordinances which will create legal appropriations to expend the amounts so authorized. Public hearings will be held as each project is considered for approval.

**CAPITAL BUDGET (Current Year Action)
2018**

Local Unit Borough of North Plainfield

1 PROJECT TITLE	2 PROJECT NUMBER	3 ESTIMATED TOTAL COST	4 AMOUNTS RESERVED IN PRIOR YEARS	PLANNED FUNDING SERVICES FOR CURRENT YEAR - 2018					6 TO BE FUNDED IN FUTURE YEARS	
				5a 2018 Budget Appropriations	5b Capital Improvement Fund	5c Capital Surplus	5d Grants in Aid and Other Funds	5e Debt Authorized		
Road & Parking Lot Overlays	2018-1	1,000,000			50,000		250,000	700,000		
Various Trucks & Vehicles	2018-2	200,000			10,000			190,000		
Purchase Various Equipment	2018-3	200,000			10,000			190,000		
Building Improvements	2018-4	500,000			25,000			475,000		
Park Improvements	2018-5	100,000			5,000			95,000		
Sanitary Sewer System Improv	2018-6	100,000			0	25,000	75,000	0		
TOTAL - ALL PROJECTS	33-199	2,100,000				100,000	25,000	325,000	1,650,000	0

SIX YEAR CAPITAL PROGRAM -2018 - 2023
Anticipated Project Schedule and Funding Requirements

Local Unit Borough of North Plainfield

PROJECT TITLE	2 PROJECT NUMBER	3 ESTIMATED TOTAL COSTS	4 ESTIMATED COMPLETION TIME						
				5a 2018	5b 2019	5c 2020	5d 2021	5e 2022	5f 2023
Road & Parking Lot Overlays	2018-1	2,500,000	On Going	1,000,000	300,000	300,000	300,000	300,000	300,000
Various Trucks & Vehicles	2018-2	700,000	On Going	200,000	100,000	100,000	100,000	100,000	100,000
Purchase Various Equipment	2018-3	700,000	On Going	200,000	100,000	100,000	100,000	100,000	100,000
Building Improvements	2018-4	750,000	On Going	500,000	50,000	50,000	50,000	50,000	50,000
Park Improvements	2018-5	350,000	On Going	100,000	50,000	50,000	50,000	50,000	50,000
Sanitary Sewer System Improv	2018-6	600,000	On Going	100,000	100,000	100,000	100,000	100,000	100,000
TOTAL - ALL PROJECTS	33-299	5,600,000		2,100,000	700,000	700,000	700,000	700,000	700,000

**SIX YEAR CAPITAL PROGRAM -2018 - 2023
SUMMARY OF ANTICIPATED FUNDING SOURCES AND AMOUNTS**

Local Unit Borough of North Plainfield

1 PROJECT TITLE	2	Estimated Total Cost	BUDGET APPROPRIATIONS		4 Capital Improve- ment Fund	5 Capital Surplus	6 Grants-in- Aid and Other Funds	BONDS AND NOTES				
			3a Current Year 2018	3b Future Years				7a General	7b Self Liquidating	7c Assessment	7d School	
Road & Parking Lot Overlays	2018-1	2,500,000			125,000		1,000,000	1,375,000				
Various Trucks & Vehicles	2018-2	700,000			35,000			665,000				
Purchase Various Equipment	2018-3	700,000			35,000			665,000				
Building Improvements	2018-4	750,000			37,500			712,500				
Park Improvements	2018-5	350,000			17,500			332,500				
Sanitary Sewer System Improv	2018-6	600,000			30,000	100,000	100,000	370,000				
TOTAL - ALL PROJECTS	33-399	5,600,000	0	0	280,000	100,000	1,100,000	4,120,000	0	0	0	0

COUNTY/MUNICIPAL OPEN SPACE, RECREATION, FARMLAND AND HISTORIC PRESERVATION TRUST FUND

DEDICATED REVENUES FROM TRUST FUND	FCOA	Anticipated		Realized in Cash in 2016	APPROPRIATIONS	FCOA	Appropriated		Expended 2016	
		2017	2016				for 2017	for 2016	Paid or Charged	Reserved
Amount To Be Raised By Taxation	54-190				Development of Lands for Recreation and Conservation:		xxxxxxx	xxxxxxx	xxxxxxx	xxxxxxx
					Salaries & Wages	54-385-1				
Interest Income	54-113				Other Expenses	54-385-2				
					Maintenance of Lands for Recreation and Conservation:		xxxxxxx	xxxxxxx	xxxxxxx	xxxxxxx
Reserve Funds:					Salaries & Wages	54-375-1				
					Other Expenses	54-375-2				
					Historic Preservation:			xxxxxxx	xxxxxxx	xxxxxxx
					Salaries & Wages	54-176-1				
					Other Expenses	54-176-2				
					Acquisition of Lands for Recreation and Conservation:	54-915-2				
Total Trust Fund Revenues:	54-299	0.00	0.00	0.00	Acquisition of Farmland	54-916-2				
					Down Payments on Improvements	54-906-2				
					Debt Service:		xxxxxxx	xxxxxxx	xxxxxxx	xxxxxxx
Year Referendum Passed/Implemented:		November, 2001 Incr. November, 2003 <i>(Date)</i>			Payment of Bond Principal	54-920-2				xxxxxxx
Rate Assessed:		\$			Payment of Bond Anticipation Notes and Capital Notes	54-925-2				xxxxxxx
Total Tax Collected to date		\$			Interest on Bonds	54-930-2				xxxxxxx
Total Expended to date:		\$			Interest on Notes	54-935-2				xxxxxxx
Total Acreage Preserved to date			<i>(Acres)</i>		Reserve for Future Use	54-950-2				
Recreation land preserved in 2016:					Deferred Charges Future Taxation					
			<i>(Acres)</i>							
Farmland preserved in 2016:			<i>(Acres)</i>		Total Trust Fund Appropriations:	54-499	0.00	0.00	0.00	

**Annual List of Change Orders Approved
Pursuant to N.J.A.C. 5:30-11**

Contracting Unit: Borough of North Plainfield

Year Ending: December 31, 2017


The following is a complete list of all change orders which caused the originally awarded contract price to be exceeded by more than 20 percent. For regulatory details please consult N.J.A.C. 5:30-11.1 et. Seq. Please identify each change order by name of the project.

- 1
NONE
- 2
- 3
- 4

For each change order listed above, submit with introduced budget a copy of the governing body resolution authorizing the change order and an Affidavit of Publication for the newspaper notice required by N.J.A.C. 5:30-11.9(d). (Affidavit must include a copy of the newspaper notice.)

If you have not had a change order exceeding the 20 percent threshold for the year indicated above, please check here and certify below.

15 March 2018
Date


Clerk of the Governing Body



State of New Jersey Local Government Services

Year: 2018 **Municipal User Friendly Budget**

MUNICIPALITY: 1814 North Plainfield Borough - County of Somerset Introduced

Municode: 1814 **Filename:** 1814_fbi_2018.xlsm

Website: www.northplainfield.org

Phone Number: 908-769-2900

Mailing Address: 263 Somerset Street

Email the UFB if not using Outlook
Municipality: North Plainfield
State: NJ
Zip: 07060

Mayor

First Name	Middle Name	Last Name	Term Expires	Business Email
Michael		Giordano, Jr.	12/31/2020	mgjordano@npsmail.org

Chief Administrative Officer

David	E.	Hollod		dhollod@npsmail.org
-------	----	--------	--	---------------------

Chief Financial Officer

Patrick	J.	DeBlasio		pdeblasio@npsmail.org
---------	----	----------	--	-----------------------

Municipal Clerk

Richard		Phoenix		rphoenix@npsmail.org
---------	--	---------	--	----------------------

Registered Municipal Accountant

Robert		Morrison		rsm@hm-pa-net
--------	--	----------	--	---------------

Governing Body Members

First Name	Middle Name	Last Name	Term Expires	Business Email
Lawrence		LaRonde	12/31/2018	lltap@concast.net
Everett		Merrill	12/31/2018	merrill.everett@yahoo.com
Keiona	R	Miller	12/31/2020	keionamiller@gmail.com
Frank		Righetti	12/31/2020	rocco97@hotmail.com
Wendy		Schaefer	12/31/2018	schaefer117@verizon.net
Douglas	M	Singleterry	12/31/2018	dsingleterry@vasolaw.com
Frank	A	Stabile, III	12/31/2020	s_stabile@yahoo.com

USER FRIENDLY BUDGET SECTION - PROPERTY TAX BREAKDOWN

<u>2017 Calendar Year Property Tax Levies - ALL entities levying property taxes</u>					<u>Current Year 2018 Budget</u>		
	Calendar Year Tax Rate	Calendar Year Tax Levy	% of Total Levy	Avg Residential Taxpayer Impact	Taxes	Actual/Estimated	Tax Levy
Municipal Purpose Tax	1.278	\$19,065,347.34	33.87%	\$2,843.06	Municipal Purpose Tax	ACTUAL	\$19,988,907.20
Municipal Library			0.00%	\$0.00	Municipal Library		
Municipal Open Space			0.00%	\$0.00	Municipal Open Space		
Fire Districts (avg. rate/total levies)			0.00%	\$0.00	Fire Districts (total levies)		
Other Special Districts (total levies)			0.00%	\$0.00	Other Special Districts (total levies)		
Local School District	2.096	\$31,267,741.00	55.55%	\$4,662.80	Local School District	ESTIMATED	\$31,700,000.00
Regional School District			0.00%	\$0.00	Regional School District		
County Purposes	0.322	\$4,797,614.17	8.52%	\$716.33	County Purposes	ESTIMATED	\$4,975,000.00
County Library	0.048	\$704,418.13	1.25%	\$106.78	County Library	ESTIMATED	\$725,000.00
County Board of Health			0.00%	\$0.00	County Board of Health		
County Open Space	0.031	\$454,271.18	0.81%	\$68.96	County Open Space	ESTIMATED	\$500,000.00
Other County Levies (total)			0.00%	\$0.00	Other County Levies (total)		
Total (Calendar Year 2017 Budget)	3.775	\$56,289,391.82	100.00%	\$8,397.94	Total ESTIMATED amount to be raised by taxes		\$57,888,907.20
Total Taxable Valuation as of October 1, 2017					Revenue Anticipated, Excluding Tax Levy		
(To be used to calculate the current year tax rate)					Budget Appropriations, before Reserve for Uncollected Taxes		
Current Year Average Residential Assessment					Total Non-Municipal Tax Levy		
					Amount to be Raised by Taxes - Before RUT		
					Reserve for Uncollected Taxes (RUT)		
					Total Amount to be Raised by Taxes		
<u>Prior Year to Current Year Comparison</u>							
<u>Comparison - Municipal Purposes Tax Rate</u>							
Prior Year	Current Year	% Change (+/-)			% of Tax Collections used to Calculate RUT		
1.278	1.277	-0.08%			97.15%		
<u>Comparison - Municipal Purposes Tax Levy</u>							
Prior Year	Current Year	% Change (+/-)		\$ Change (+/-)	If % used exceeds the actual collection % then reference the statutory exception used		
\$19,065,347.34	\$19,988,907.20	4.84%		\$923,559.86			
<u>Comparison - Impact on Avg. Residential Tax Payment (Municipal Purposes Only)</u>							
Prior Year	Current Year	% Change (+/-)		\$ Change (+/-)	Tax Collections - ACTUAL as of Prior Year		
\$2,843.06	\$2,840.84	-0.08%		(\$2.22)	Total Tax Revenue, Collections CY 2017		
					Total Tax Levy, CY 2017		
					% of Taxes Collected, CY 2017		
					Delinquent Taxes - December 31, 2017		

USER FRIENDLY BUDGET SECTION - ANTICIPATED REVENUE SUMMARY (ALL OPERATING FUNDS)

FCOA		% Difference Current vs. Prior Year	\$ Difference Current vs. Prior Year	Total Realized Revenue (Prior Year)	Total Anticipated Revenue (Current Year)	General Budget	Open Space Budget	Utility	Utility	Utility	Utility	Utility	Utility
08	Surplus	16.67%	\$200,000.00	\$1,200,000.00	\$1,400,000.00	\$1,000,000.00		\$400,000.00					
08	Local Revenue	-7.37%	(\$267,123.19)	\$3,625,644.32	\$3,358,521.13	\$1,065,000.00		\$2,293,521.13					
09	State Aid (without offsetting appropriation)	0.00%	\$0.00	\$1,538,613.00	\$1,538,613.00	\$1,538,613.00							
08	Uniform Construction Code Fees	-20.21%	(\$63,342.00)	\$313,342.00	\$250,000.00	\$250,000.00							
	<i>Special Revenue Items w/ Prior Written Consent</i>												
11	Shared Services Agreements	#DIV/0!	\$0.00	\$0.00	\$0.00								
08	Additional Revenue Offset by Appropriations	#DIV/0!	\$0.00		\$0.00								
10	Public and Private Revenue	11.83%	\$20,494.00	\$173,194.67	\$193,688.67	\$193,688.67							
08	Other Special Items	-11.80%	(\$86,939.79)	\$736,939.79	\$650,000.00	\$650,000.00							
15	Receipts from Delinquent Taxes	61.92%	\$344,156.18	\$555,843.82	\$900,000.00	\$900,000.00							
	<i>Amount to be raised by taxation</i>												
07	Local Tax for Municipal Purposes	2.24%	\$437,696.56	\$19,551,210.64	\$19,988,907.20	\$19,988,907.20							
07	Minimum Library Tax	#DIV/0!	\$0.00		\$0.00								
54	Open Space Levy Tax	#DIV/0!	\$0.00		\$0.00								
07	Addition to Local District School Tax	#DIV/0!	\$0.00		\$0.00								
08	Deficit General Budget	#DIV/0!	\$0.00		\$0.00								
	Total	2.11%	\$584,941.76	\$27,694,788.24	\$28,279,730.00	\$25,586,208.87	\$0.00	\$2,693,521.13	\$0.00	\$0.00	\$0.00	\$0.00	\$0.00

USER FRIENDLY BUDGET SECTION - APPROPRIATIONS SUMMARY (ALL OPERATING FUNDS)

FCOA	Budgeted Positions		% Difference Current v. Prior Year	\$ Difference Current v. Prior Year	Total Modified Appropriation for Service Type (Prior Year)	Total Appropriation for Service Type (Current Year)	General Budget	Public&Private Offsets	Open Space Budget	Utility	Utility	Utility	Utility	Utility	Utility
	Full-Time	Part-Time													
20	General Government	8.00	4.00	5.83%	\$89,044.00	\$1,527,399.67	\$1,616,443.67	\$1,615,195.00	\$1,248.67						
21	Land-Use Administration			0.00%	\$0.00	\$7,100.00	\$7,100.00	\$7,100.00							
22	Uniform Construction Code	1.00	4.00	-11.06%	(\$23,000.00)	\$208,000.00	\$185,000.00	\$185,000.00							
23	Insurance			6.32%	\$178,000.00	\$2,817,000.00	\$2,995,000.00	\$2,995,000.00							
25	Public Safety	88.00	42.00	6.33%	\$620,091.00	\$9,796,290.00	\$10,416,381.00	\$9,940,080.00	\$476,301.00						
26	Public Works	15.00	4.00	12.65%	\$483,400.00	\$3,820,800.00	\$4,304,200.00	\$1,802,200.00		\$2,502,000.00					
27	Health and Human Services	3.00	1.00	-15.07%	(\$55,000.00)	\$365,000.00	\$310,000.00	\$310,000.00							
28	Parks and Recreation	1.00	5.00	31.56%	\$60,800.00	\$192,650.00	\$253,450.00	\$253,450.00							
29	Education (including Library)			#DIV/0!	\$0.00	\$0.00	\$0.00								
30	Unclassified			-1.67%	(\$4,000.00)	\$239,000.00	\$235,000.00	\$235,000.00							
31	Utilities and Bulk Purchases			-8.65%	(\$66,000.00)	\$763,000.00	\$697,000.00	\$697,000.00							
32	Landfill / Solid Waste Disposal			#DIV/0!	\$0.00	\$0.00	\$0.00								
35	Contingency			0.00%	\$0.00	\$10,000.00	\$10,000.00	\$10,000.00							
36	Statutory Expenditures			5.67%	\$160,625.00	\$2,833,653.00	\$2,994,278.00	\$2,977,278.00		\$17,000.00					
37	Judgements			#DIV/0!	\$0.00	\$0.00	\$0.00								
42	Shared Services			-2.44%	(\$5,000.00)	\$205,250.00	\$200,250.00	\$200,250.00							
43	Court and Public Defender	5.00		-0.29%	(\$1,000.00)	\$343,600.00	\$342,600.00	\$342,600.00							
44	Capital			0.00%	\$0.00	\$177,800.00	\$177,800.00	\$177,800.00							
45	Debt			1.51%	\$28,122.41	\$1,857,104.92	\$1,885,227.33	\$1,710,706.20		\$174,521.13					
46	Deferred Charges			-100.00%	(\$116,510.27)	\$116,510.27	\$0.00								
48	Debt - Type 1 School District			#DIV/0!	\$0.00	\$0.00	\$0.00								
50	Reserve for Uncollected Taxes			0.00%	\$0.00	\$1,650,000.00	\$1,650,000.00	\$1,650,000.00							
55	Surplus General Budget			#DIV/0!	\$0.00	\$0.00	\$0.00								
	Total	121.00	60.00	5.01%	\$1,349,572.14	\$26,930,157.86	\$28,279,730.00	\$25,108,659.20	\$477,549.67	\$0.00	\$2,693,521.13	\$0.00	\$0.00	\$0.00	\$0.00

ASSESSED PROPERTY VALUATIONS - EXEMPT PROPERTY - PROPERTY TAX APPEAL DATA

Property Tax Assessments - Taxable Properties (October 1, 2017 Value)				Property Tax Assessments - Exempt Properties (October 1, 2017 Value)							
	# of Parcels	Assessed Value	% of Total		# of Parcels	Assessed Value	% of Total				
1 Vacant Land	90	\$8,940,400.00	0.57%	15A Public Schools	10	\$45,441,300.00	40.19%				
2 Residential	4,962	\$1,103,854,700.00	70.54%	15B Other Schools	0	\$0.00	0.00%				
3A/3B Farm	0		0.00%	15C Public Property	44	\$35,593,300.00	31.48%				
4A Commercial	268	\$237,586,350.00	15.18%	15D Church and Charities	32	\$23,931,000.00	21.16%				
4B Industrial	2	\$1,120,000.00	0.07%	15E Cemeteries & Graveyards	1	\$600,000.00	0.53%				
4C Apartments	31	\$212,032,900.00	13.55%	15F Other Exempt	22	\$7,512,800.00	6.64%				
5A/5B Railroad	0		0.00%								
6A/6B Business Personal Property	1	\$1,426,277.00	0.09%								
Total	5,354	\$1,564,960,627.00	100.00%	Total	109	\$113,078,400.00	100.00%				
Average Ratio (%), Assessed to True Value				98.61%							
Equalized Valuation, Taxable Properties				\$1,587,020,207.89							
Total # of property tax appeals filed in 2017				<table border="1" style="width: 100%; border-collapse: collapse;"> <tr> <td style="width: 50%;">County Tax Board</td> <td style="text-align: center;">102.00</td> </tr> <tr> <td>State Tax Court</td> <td></td> </tr> </table>				County Tax Board	102.00	State Tax Court	
County Tax Board	102.00										
State Tax Court											
Number of 2017 County Tax Board decisions appealed to Tax Court				8.00							
Number of pending property tax appeals in State Tax Court											
Amount paid out by municipality for tax appeals in 2017				\$175,921.23							
Percentage of Exempt vs. Non-Exempt Properties				7.23%							

Prior Budget Year's Payments in Lieu of Tax (PILOT) - 5 Year Exemptions/Abatements				
	# of Parcels	PILOT Billing/Revenue	Assessed Value	Taxes if Billed in Full 2017 Total Tax Rate
G Commercial/Industrial Exemption				
I Dwelling Exemption				
J Dwelling Abatement				
K New Dwelling/Conversion Exemption				
L New Dwelling/Conversion Abatement				
N Multiple Dwelling Exemption				
O Multiple Dwelling Abatement				
Total 5 Yr Exemptions/Abatements	0	0.00	0.00	0.00

**USER FRIENDLY BUDGET SECTION
BUDGETED PERSONNEL COSTS**

Organization / Individuals Eligible for Benefit	# of Full-Time Employees	# of Part-Time Employees	Total Personnel Cost	Base Pay	Overtime and other Compensation	Pension (Estimate)	Health Benefits Net of Cost Share	Employment Taxes and Other Benefits
Governing Body			0.00					
Supervisory Staff (Department Heads & Managers)	6.00	1.00	756,654.96	\$545,000.00	\$0.00	\$63,746.98	\$93,407.98	\$54,500.00
Police Officers (Including Superior Officers)	52.00	1.00	8,459,652.33	\$5,484,000.00	\$166,000.00	\$1,321,345.21	\$939,907.12	\$548,400.00
Fire Fighters (Including Superior Officers)	36.00	18.00	5,561,879.50	\$3,638,000.00	\$60,000.00	\$876,559.79	\$623,519.71	\$363,800.00
All Other Union Employees not listed above	25.00	17.00	3,291,570.45	\$2,340,700.00	\$50,000.00	\$265,626.02	\$401,174.43	\$234,070.00
All Other Non-Union Employees not listed above	2.00	23.00	341,490.76	\$245,000.00	\$5,000.00	\$25,000.00	\$41,990.76	\$24,500.00
Totals	121.00	60.00	18,411,248.00	\$12,252,700.00	\$281,000.00	\$2,552,278.00	\$2,100,000.00	\$1,225,270.00

Is the Local Government required to comply with NJSA 11A **(Civil Service)**? - YES or NO

NO

Note - **Base Pay** is the annualized rate of pay to which overtime (if eligible) and/or pension is calculated. Either calculation is fine at the discretion of the Local Unit. Overtime and other compensation is any other item that is charged as a salary and wage expense but not included in Base Pay.

USER FRIENDLY BUDGET SECTION - HEALTH BENEFITS

	Current Year # of Covered Members (Medical & Rx)	Current Year Annual Cost Estimate per Employee	Total Current Year Cost	Prior Year # of Covered Members (Medical & Rx)	Prior Year Annual Cost per Employee (Average)	Total Prior Year Cost
Active Employees - Health Benefits - Annual Cost						
Single Coverage	32.00	\$11,837.00	\$378,784.00	31.00	\$11,837.00	\$366,947.00
Parent & Child	9.00	\$21,187.00	\$190,683.00	8.00	\$21,187.00	\$169,496.00
Employee & Spouse (or Partner)	22.00	\$23,673.00	\$520,806.00	19.00	\$23,673.00	\$449,787.00
Family	45.00	\$33,024.00	\$1,486,080.00	44.00	\$33,024.00	\$1,453,056.00
Employee Cost Sharing Contribution (enter as negative -)			(\$476,353.00)			(\$340,000.00)
Subtotal	108.00		\$2,100,000.00	102.00		\$2,099,286.00
Elected Officials - Health Benefits - Annual Cost						
Single Coverage			\$0.00			\$0.00
Parent & Child			\$0.00			\$0.00
Employee & Spouse (or Partner)			\$0.00			\$0.00
Family			\$0.00			\$0.00
Employee Cost Sharing Contribution (enter as negative -)						
Subtotal	0.00		\$0.00	0.00		\$0.00
Retirees - Health Benefits - Annual Cost						
Single Coverage			\$0.00			\$0.00
Parent & Child			\$0.00			\$0.00
Employee & Spouse (or Partner)			\$0.00			\$0.00
Family			\$0.00			\$0.00
Employee Cost Sharing Contribution (enter as negative -)						
Subtotal	0.00		\$0.00	0.00		\$0.00
GRAND TOTAL	108.00		\$2,100,000.00	102.00		\$2,099,286.00

Note - other health insurances such as dental and vision are not included in this analysis unless included in the employees total premium. Therefore, the total from this sheet may not agree with the budgeted appropriation.

Is medical coverage provided by the SHBP (Yes or No)?

YES

Is prescription drug coverage provided by the SHBP (Yes or No)?

YES

**USER FRIENDLY BUDGET SECTION
ACCUMULATED ABSENCE LIABILITY**

Legal basis for benefit
(check applicable items)

Organization/Individuals Eligible for Benefit	Gross Days of Accumulated Absence	Dollar Value of Compensated Absences	Approved Labor Agreement	Local Ordinance	Individual Employment Agreement
Administration	233.00	\$92,762.24	X	X	X
Health	122.00	\$20,369.00	X		
Court	149.00	\$32,752.67	X	X	
Finance	159.00	\$37,499.39	X	X	
Assessment	0.00	\$0.00	X		
DPW	1943.00	\$270,251.82	X	X	
Fire	2694.00	\$961,464.65	X		X
Police	7137.00	\$2,190,967.59	X		X
Municipal Clerk	513.00	\$96,180.40		X	
Building Department	363.00	\$34,410.03	X		
Senior Bus Drivers	40.00	\$2,195.00	X		
Parking	4.00	\$227.95	X		
Recreation	37.00	\$6,694.35	X		
Totals	13394.00	\$3,745,775.09			
Total Funds Reserved as of end of 2017		\$256,452.63			
Total Funds Appropriated in 2018		\$225,000.00			

USER FRIENDLY BUDGET SECTION - OUTSTANDING DEBT; PER CAPITA AND BUDGET IMPACT

			Current Year	2019	2020	All Additional Future
Gross Debt	Deductions	Net Debt	Budget	Budget	Budget	Years' Budgets
Local School Debt	\$8,190,000.00	\$8,190,000.00	\$0.00			
Regional School Debt			\$0.00			
Utility Fund Debt						
0	\$2,678,318.50	\$2,678,318.50	\$0.00			
0			\$0.00			
0			\$0.00			
0			\$0.00			
0			\$0.00			
0			\$0.00			
Municipal Purposes						
Debt Authorized			\$0.00			
Notes Outstanding	\$3,934,875.00		\$3,934,875.00			
Bonds Outstanding	\$12,086,000.00		\$12,086,000.00			
Loans and Other Debt			\$0.00			
Total (Current Year)	\$26,889,193.50	\$10,868,318.50	\$16,020,875.00			
Population (2010 census)	21,103					
Per Capita Gross Debt	\$1,274.19					
Per Capita Net Debt	\$759.18					
3 Yr. Average Property Valuation		\$1,552,545,112.00				
Net Debt as % of 3 Year Avg Property Valuation		1.03%				
Utility Fund - Principal			\$110,802.05	\$115,000.00	\$110,000.00	\$1,439,000.00
Utility Fund - Interest			\$31,395.90	\$28,655.27	\$24,853.86	\$187,117.32
Bond Anticipation Notes - Principal			\$0.00			
Bond Anticipation Notes - Interest			\$98,371.88			
Bonds - Principal			\$1,250,000.00	\$1,270,000.00	\$1,285,000.00	\$8,281,000.00
Bonds - Interest			\$362,334.32	\$353,482.50	\$311,782.50	\$1,148,237.52
Loans & Other Debt - Principal						
Loans & Other Debt - Interest						
Total			\$1,852,904.15	\$1,767,137.77	\$1,731,636.36	\$11,055,354.84
Total Principal			\$1,360,802.05	\$1,385,000.00	\$1,395,000.00	\$9,720,000.00
Total Interest			\$492,102.10	\$382,137.77	\$336,636.36	\$1,335,354.84
% of Total Current Year Budget			6.55%			
Description	Debt Not Listed Above					
Total Guarantees - Governmental	\$0.00					
Total Guarantees - Other	\$0.00					
Total Capital/Equipment Leases	\$0.00					
Total Other	\$0.00					
Bond Rating	Moody's	Standard & Poors	Fitch			
Rating	A1					
Year of Last Rating	2015					
Mark "X" if Municipality has no bond rating						

USER FRIENDLY BUDGET SECTION - Notes

(Press ALT-Enter to go to a new line in each cell)
